



District 8 Code Analysis - 01/05/2023

Data extracted for Code complaint cases opened between October 1st, 2020 - September 30st, 2021

All Complaint Cases

Reported Complaint Type	Total	Commercial	Neighborhood	Multifamily
Land Use	551	70	447	34
Property Abatement	607	45	534	28
Structure Condition	208	27	118	63
Work Without Permit	37	-	37	-
SWS Chp 15	-	-	-	-
Total	1,403	142	1,136	125
Total Percent of Citywide Complaints	4.1%	2.5%	5.4%	1.7%

Repeat Offender, Short Term Rental, and Rooming and Boarding Home Complaint Cases

*Filtering complaint cases by complaints occurring at Repeat Offender Properties (ROP), Short Term Rentals (STR), or Rooming and Boarding Homes (RBH). Austin Code categorizes them as Operating Licenses types.

Case Code	Total	Commercial	Neighborhood	Multifamily
Repeat Offender Properties	27	1	-	26
Short Term Rentals	57	1	55	1
Rooming and Boarding Homes	1	-	1	-
Total	85	2	56	27
Total Percent of Citywide Complaints	0.2%	0.0%	0.3%	0.4%

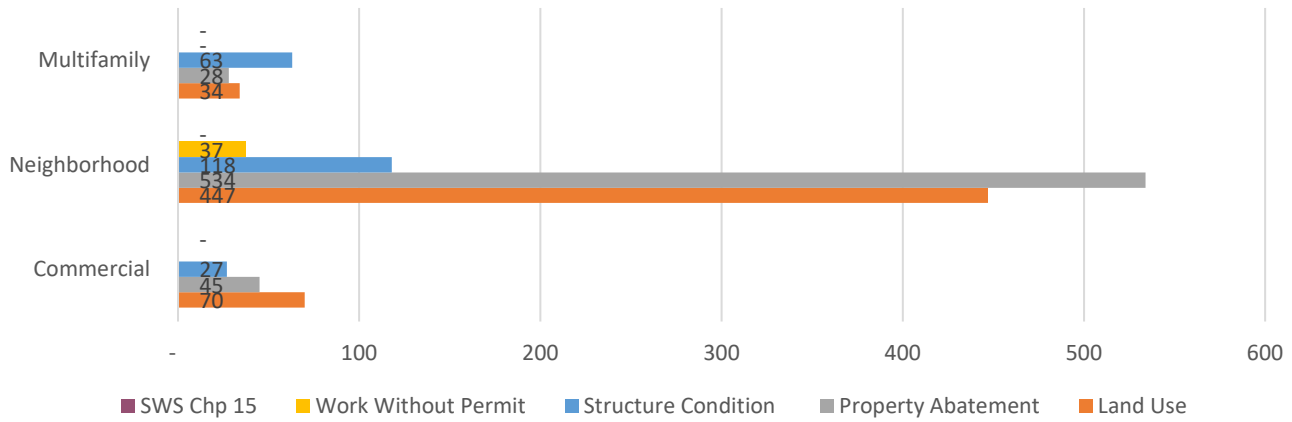
Reported Complaint Type	Total	ROP	STR	RBH
Land Use	551	3	57	-
Property Abatement	607	5	-	1
Structure Condition	208	19	-	-
Work Without Permit	37	-	-	-
SWS Chp 15	-	-	-	-
Total	1,403	27	57	1
Total Percent of Citywide Complaints	4.1%	0.8%	3.5%	1.9%

Council District Matrix - All Complaint Cases

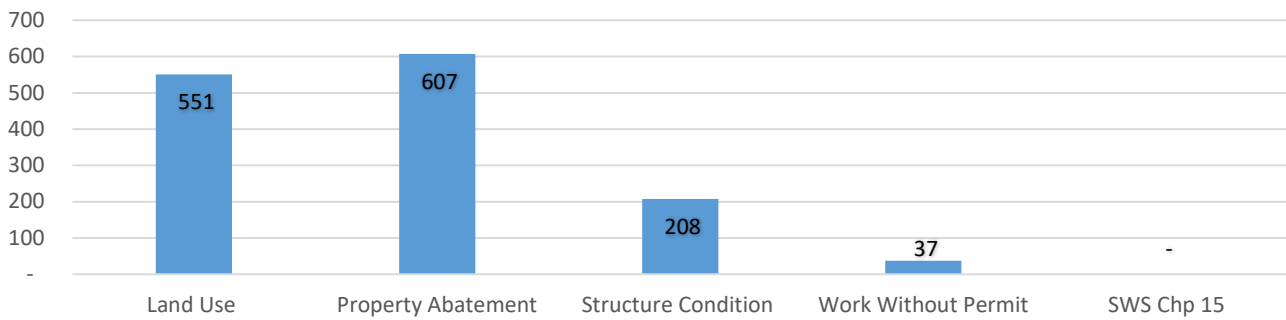
This matrix shows your Council District's percentage of total complaint cases in comparison with others.

Council District	% Total	% Commercial	% Neighborhood	% Multifamily
District 1	15.0%	9.7%	16.2%	15.4%
District 2	9.1%	8.6%	10.2%	6.4%
District 3	13.5%	17.7%	11.7%	15.3%
District 4	17.9%	19.3%	15.1%	25.0%
District 5	8.9%	6.2%	11.4%	4.0%
District 6	3.5%	2.3%	4.6%	1.2%
District 7	8.2%	9.0%	8.5%	6.9%
District 8	4.1%	2.5%	5.4%	1.7%
District 9	13.5%	21.1%	9.4%	19.1%
District 10	6.3%	3.5%	7.5%	4.9%

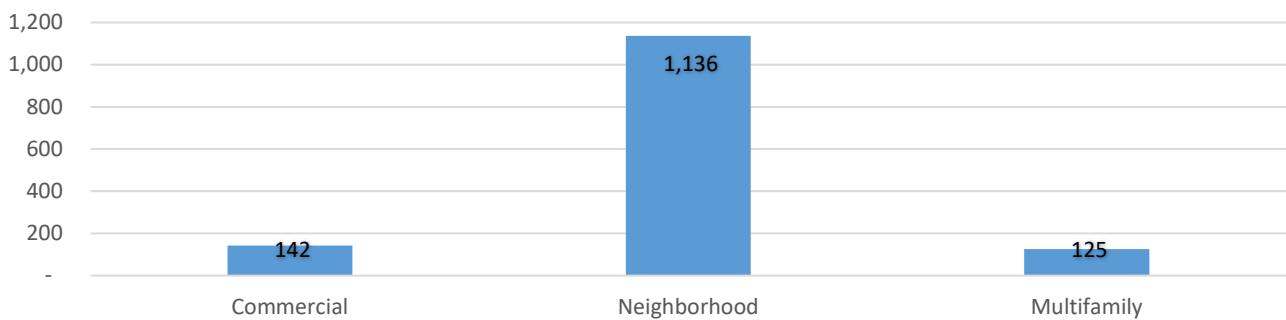
Complaint Case Types by Zoning Designation



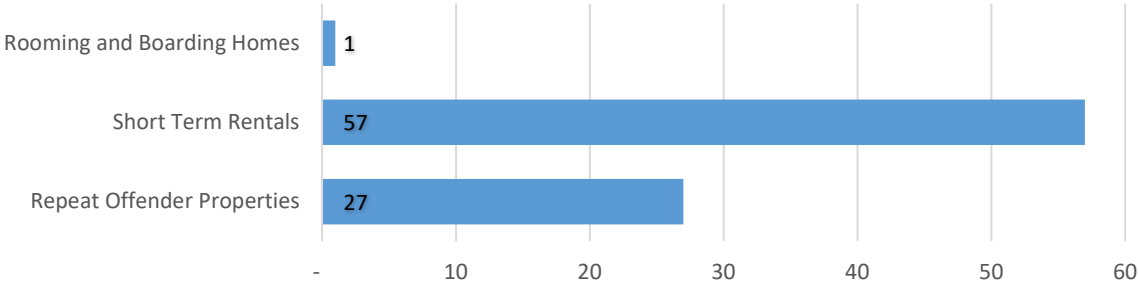
Complaint Cases by Complaint Type



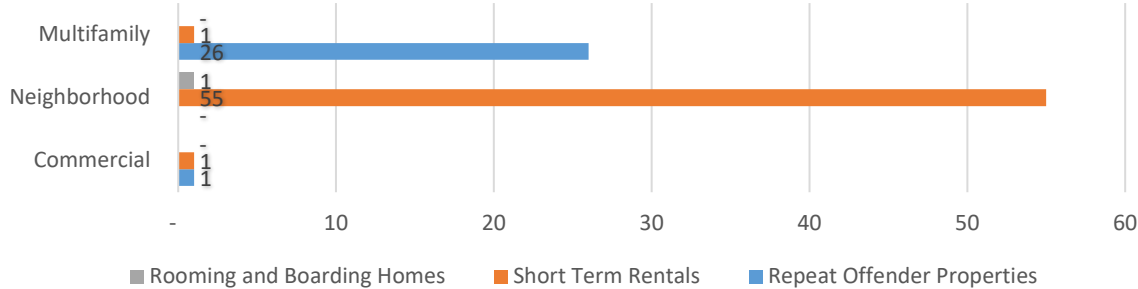
Complaint Cases by Zoning Designation



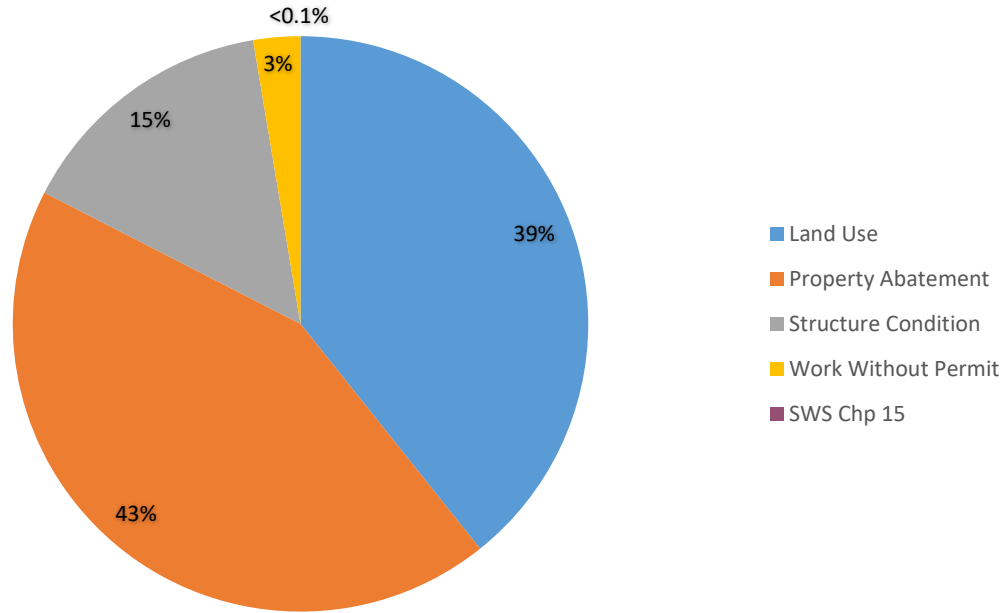
Complaint Cases by Operating License Types



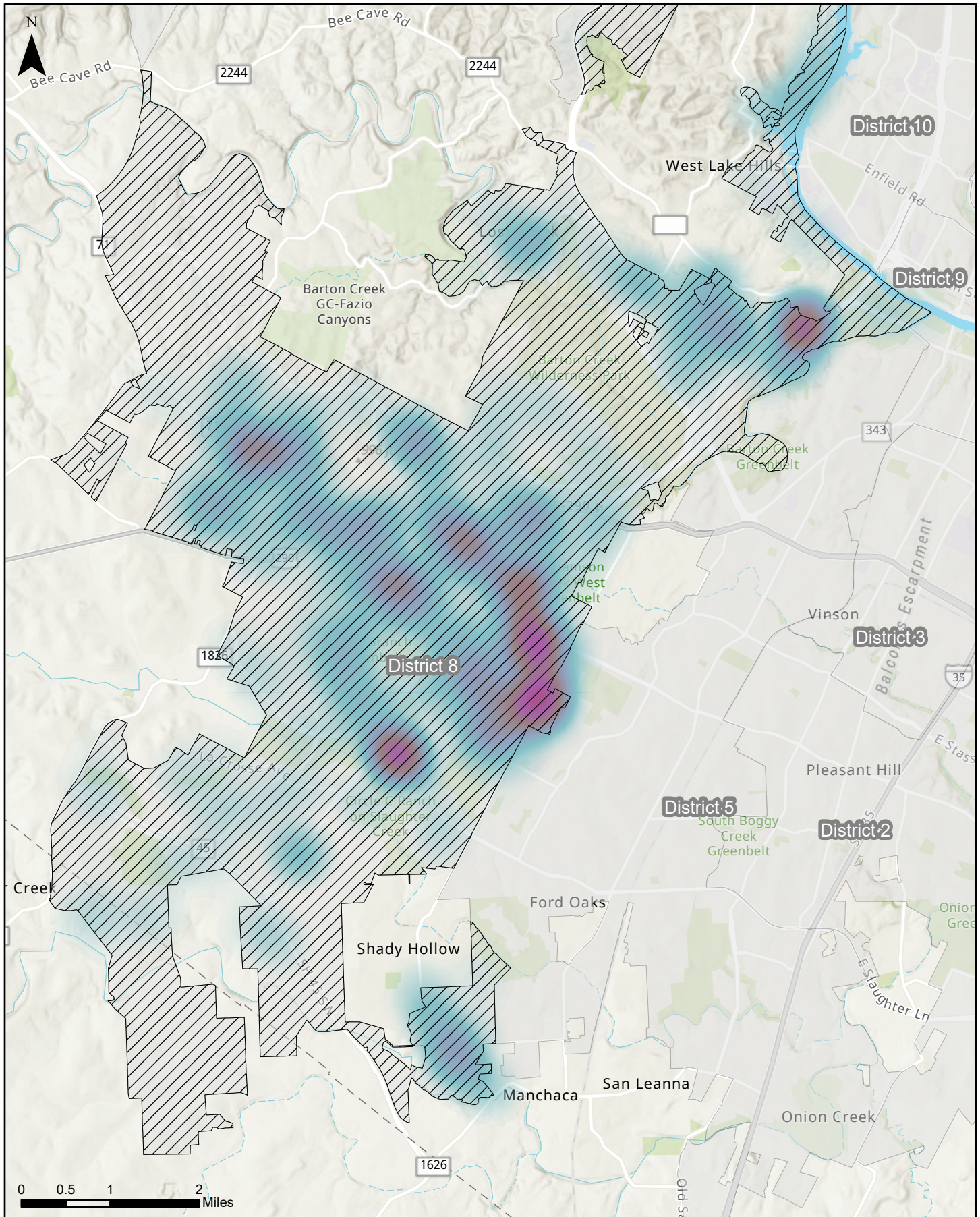
Operating License Complaint Cases by Zoning Designation



Operating License Complaint Types



Council District 8



This map examines the density of STR-related code cases opened in Council District 8 between October 1, 2020 and September 30, 2021. The total number of cases opened was 1403.

Sources: AMANDA Case Management Database; GIS DM 2021

 District Boundary
  Sparse
  Dense
 AUSTINCODE
DEPARTMENT

Map generated on:
1/5/2023